



SSC SSS32DA THRU SSC SSS320DA

Schottky Barrier Diode

● Features

- ✧ Reverse Voltage - 20 to 200 V
- ✧ Forward Current - 3.0A
- ✧ Low profile package
- ✧ Ideal for automated placement
- ✧ Ultrafast reverse recovery time
- ✧ Low power losses, high efficiency
- ✧ Low forward voltage
- ✧ High surge capability
- ✧ UL Flammability Classification Rating 94V-0
- ✧ High temperature soldering: 260°C/10 seconds at terminals

● PIN configuration



SMA/DO-214AC



Circuit Diagram



Marking

(SS34:SSC SSS34DA Marking Code)

● Applications

- ✧ Low Voltage
- ✧ High-Frequency Inverters
- ✧ Free Wheeling
- ✧ Polarity Protection

● Mechanical data

- ✧ Device meets MSL 3 requirements

● Absolute maximum rating @T_A=25°C

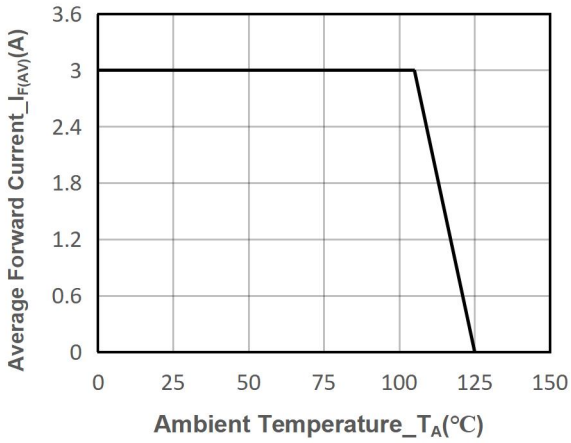
Parameter	Symbol	SS32DA	SS34DA	SS36DA	SS310DA	SS315DA	SS320DA	Unit
Maximum Peak Repetitive Peak Reverse Voltage	V _{RRM}	20	40	60	100	150	200	V
Maximum RMS Voltage	V _{RMS}	14	28	42	70	105	140	V
Maximum DC Blocking Voltage	V _{DC}	20	40	60	100	150	200	V
Maximum Average Forward Rectified Current	I _{F(AV)}	3.0						A
Non-repetitive Peak Forward Surge Current @t=8.3ms	I _{FSM}	80						A
Max Instantaneous Forward Voltage at 3 A	V _F	0.6	0.6	0.75	0.85	0.95	0.95	V
Maximum DC Reverse Current Ta = 25 °C	I _R	500						µA



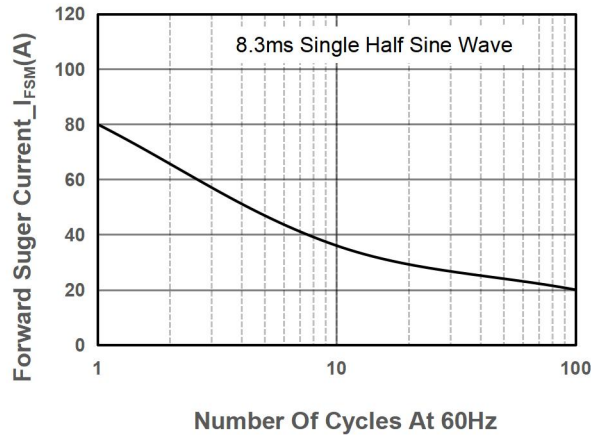
SSCSS3XDA

at Rated DC Blocking Voltage $T_a = 125^\circ\text{C}$		20	mA
Operating Temperature	T_J	-55 ~ +125	$^\circ\text{C}$
Storage Temperature	T_{STG}	-55 ~ +150	$^\circ\text{C}$

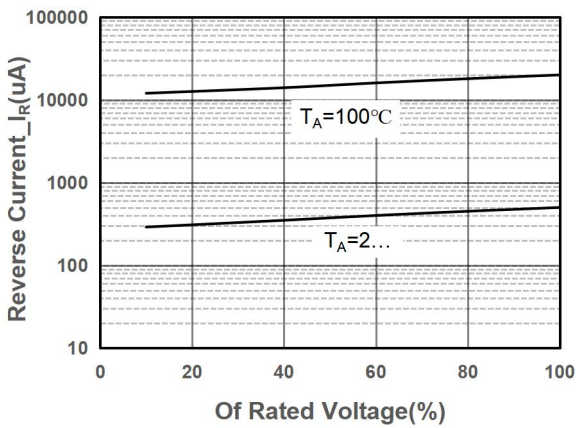
● Typical Performance Characteristics



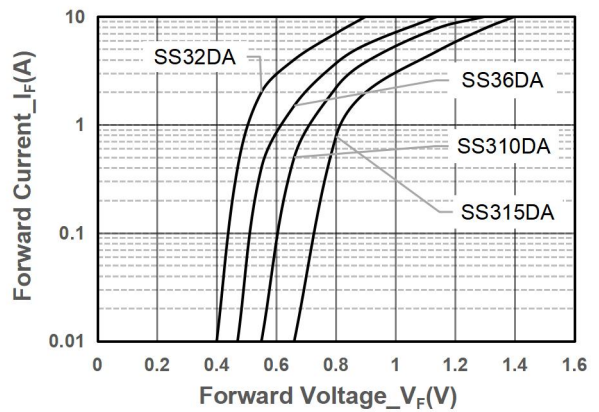
I_o -TL Curve



Surge Forward Current Capability Voltage



Typical Reverse Characteristics



Forward Voltage vs. Forward Current



● Package Information

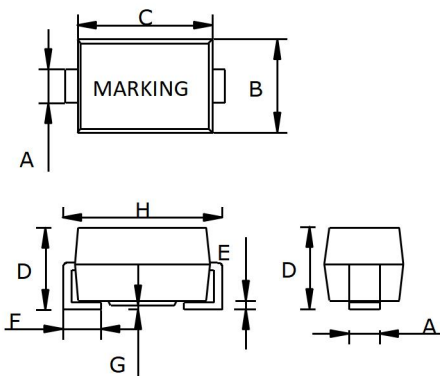
Ordering Information

Device	Package	Marking	Qty per Reel	Reel Size
SSCSSS32DA	SMA/DO-214AC	SS32	5000	13 Inch
SSCSSS34DA	SMA/DO-214AC	SS34	5000	13 Inch
SSCSSS36DA	SMA/DO-214AC	SS36	5000	13 Inch
SSCSSS310DA	SMA/DO-214AC	SS310	5000	13 Inch
SSCSSS315DA	SMA/DO-214AC	SS315	5000	13 Inch
SSCSSS320DA	SMA/DO-214AC	SS320	5000	13 Inch

Mechanical Data

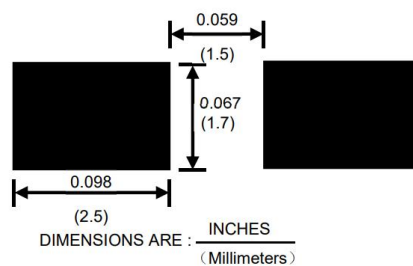
Case: SMA/DO-214AC

Case Material: Molded Plastic. UL Flammability



DIM	Millimeters		
	Min	Nom	Max
A	1.40	1.50	1.60
B	2.50	2.67	2.90
C	4.00	4.40	4.50
D	2.00	2.25	2.45
E	0.05	0.200	0.203
F	0.76	1.14	1.52
G	-	-	0.203
H	4.90	5.0	5.30

Recommended Pad outline





DISCLAIMER

SSCSEMI RESERVES THE RIGHT TO MAKE CHANGES WITHOUT FURTHER NOTICE TO ANY PRODUCTS HEREIN TO IMPROVE RELIABILITY, FUNCTION OR DESIGN. SSCSEMI DOES NOT ASSUME ANY LIABILITY ARISING OUT OF THE APPLICATION OR USE OF ANY PRODUCT OR CIRCUIT DESCRIBED HEREIN; NEITHER DOES IT CONVEY ANY LICIENCE UNDER ITS PATENT RIGHTS, NOR THE RIGHTS OF OTHERS.

THE GRAPHS PROVIDED IN THIS DOCUMENT ARE STATISTICAL SUMMARIES BASED ON A LIMITED NUMBER OF SAMPLES AND ARE PROVIDED FOR INFORMATIONAL PURPOSE ONLY. THE PERFORMANCE CHARACTERISTICS LISTED IN THEM ARE NOT TESTED OR GUARANTEED. IN SOME GRAPHS, THE DATA PRESENTED MAY BE OUTSIDE THE SPECIFIED OPERATING RANGE (E.G., OUTSIDE SPECIFIED POWER SUPPLY RANGE) AND THEREFORE OUTSIDE THE WARRANTED RANGE.

OUR PRODUCT SPECIFICATIONS ARE ONLY VALID IF OBTAINED THROUGH THE COMPANY'S OFFICIAL WEBSITE, CRM SYSTEM, OR OUR SALES PERSONNEL CHANNELS. IF CHANGES OR SPECIAL VERSIONS ARE INVOLVED, THEY MUST BE STAMPED WITH A QUALITY SEAL AND MARKED WITH A SPECIAL VERSION NUMBER TO BE VALID.